



POINT WIND CONE PWC LED HELIPORT WIND CONES

Compliances: FAA Advisory Circular 150/5390-2B Heliport Design
ICAO Annex 14, Volume II Heliports, Paragraph 5.1
Transport Canada TP312, Chapter 5 Visual Aids

A wind cone is used to visually indicate wind direction at airports and heliports. Point Lighting wind cones are installed at airports, hospitals, corporate headquarters and military bases around the world. Point recommends the PWC-8061L-1-ON-FF-D-L-G-T-SM for roof top heliport installations. This wind cone is easily serviced from a step ladder or unbolted to lower. The PWC-8071L-1-ON-HBA-D-L provides the same windsock and lighting on a rigid hinged base pole with a vibration damper. Option -C has both internal and external floodlighting. See PWC specifications section for more details.

FAA Type	Size	Lighting	Power	Windsock	Options
806: Frangible	1: 8-ft Sock	L: Lighted	1: 120v	ON: Orange Nylon	See Table page 3
807: Rigid	Size 1	Style I	2: 230v*	RW: Red/White*	
	2: 12-ft Sock	U: Unlighted	3: 12v DC		
	Size 2	Style II	4: 24v DC		

Size 1: 8-ft sock has 18-inch diameter frame
Size 2: 12-ft sock has 36-inch diameter frame
All lighted versions include obstruction light
See page 4 for power consumption chart.

PWC-8071L-1-ON-HBA-D-L
EXTERNALLY LIGHTED WIND CONE

ROOF MOUNTED WIND CONES

For increased safety, POINT LIGHTING CORPORATION recommends the use of the low height 806 type wind cone with option -G, rigid machined coupling to reduce frangibility, and option -T, stainless steel tether. Any roof mounted equipment will be a hazard to persons below if it is struck or otherwise comes apart due to high wind, excessive snow accumulation, etc.

We recommend option -SM (see page 2) for all roof sites and it can be a useful method for ground concrete pads as well. For offshore and all corrosive sites, add option -MT Marine Treatment.

HAZARDOUS ATMOSPHERE SITES

For a site requiring a wind cone with Class I, Division 2 rating, please see file WC115EX.



STAND MOUNT OPTION -SM
FOR PWC-806XX
INCLUDES BRACKET & JUNCTION BOX
SEE "MOUNTINGS" DETAILS W01 & W03


FRANGIBLE MOUNTING
TYPICAL FOR GROUND SITES
WITH OPTION -MT MARINE TREATMENT



WITH STANDARD POWDERCOAT PAINT



RIGID MOUNTING
TYPICAL FOR ROOF SITES
WITH OPTION -G RIGID COUPLING
WITH OPTION -MT MARINE TREATMENT

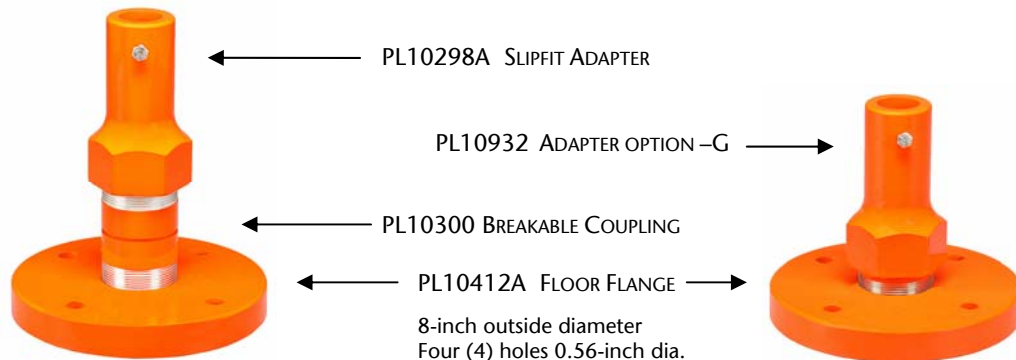


WITH STANDARD POWDERCOAT PAINT



← WIND CONE FLOOR FLANGE
& COUPLING SUBASSEMBLY
(SEE BELOW) →

PWC-8061L COUPLING & FLOOR FLANGE SUBASSEMBLY



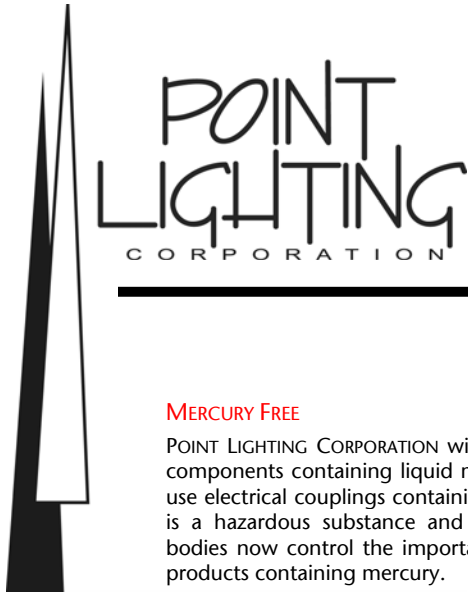
← PL10298A SLIPFIT ADAPTER

PL10932 ADAPTER OPTION -G →

← PL10300 BREAKABLE COUPLING

← PL10412A FLOOR FLANGE →

8-inch outside diameter
Four (4) holes 0.56-inch dia.
6-inch diameter bolt circle
Use 0.5-inch anchor bolts
See Mountings Detail W04



POINT WIND CONE PWC LED HELIPORT WIND CONES

PWC SIZE 1 WITH LED LIGHTING OPTIONS -D -L

MERCURY FREE

POINT LIGHTING CORPORATION wind cones are free of components containing liquid mercury. Competitors use electrical couplings containing mercury. Mercury is a hazardous substance and some governmental bodies now control the importation and disposal of products containing mercury.



PWC WIND CONE OPTIONS

OPTION	DESCRIPTION	806	807
HBA	Hinged Base Tapered Aluminum Pole (includes anchor bolts)		→
FF	Floor Flange (anchor bolts by others)	→	
HSP	Center Hinged Steel Pole with winch; gray painted		→
LIR	Fiberglass Frangible Pole	→	
WM	Wall Mounted Steel Pole		→
A	Export Crating of pole (required for export)		→
B	Internally Lighted with two lamps in place of external lighting	→	→
C	Normal External Lighting plus Internally Lighted	→	→
D	LED Red Obstruction Light	→	→
D-NC	LED Red Obstruction Light & NVG Compatible	→	→
E	Double Red Obstruction Light		→
F	Obstruction Light Only (for an unlighted wind cone)	→	→
G	Rigid Machined Coupling in place of frangible coupling	→	
H	Pole Painted with Red & White Stripes	→	→
J	Pole Painted Red	→	→
JB	Junction Box type PLB with blank coverplate (see 0MOUNTINGS)	→	→
L	LED Floodlights in place of incandescent	→	→
MT	Marine Treatment (pole remains orange)	→	→
P	FAA Photoelectric Controller (voltage type only)	→	→
JB1-P	FAA PEC with Junction Box & baseplate (see 0MOUNTINGS)	→	→
SM	Stand Mount with bracket & junction box	→	
T	Tether of stainless steel for upper assembly	→	→



POINT WIND CONE PWC LED HELIPORT WIND CONES

FAA CERTIFIED PAINT PROCESS SPECIFICATION

The wind cone pole assembly shall be brush painted with a water based stainless steel pigmented primer rated for 30 years life in corrosive atmospheres. The finish coat applied shall be a water based gloss acrylic paint in aviation orange color according to Federal Standard 595 color #12197.

FAA CERTIFIED WINDSOCK SPECIFICATION

The aviation orange nylon triple sewn windsock shall be reinforced at key points including the end of the basket to resist wear from abrasion and it shall be fitted with two or more brass grommets to prevent water accumulation in the sock. The windsock shall mount on a rigid aluminum frame basket for the first several feet to enhance visibility. The sock shall attach to the basket securely by means of stainless steel twist-lock marine grade hardware.

PWC SPARE PARTS

PL10063-CH	Windsock Size 1 Orange 8-ft	PL10064-CH	Windsock Size 2 Orange 12-ft
PL10590	Windsock Size 1 Red-White 8-ft	PL10552	Windsock Size 2 Red-White 12-ft
PL10001T	Lens Red Obstruction Incand	PL10039	Clamp Band Obstruction Light
PL10718	Lamp LED 120v Floodlight	PL10266-L	Lampholder LED
PL10718-1	Lamp LED 220v Floodlight		
PL10290-6-120-D-L	Lighting Subassembly 120v	PL10289	Basket Subassembly Size 1
PL10290-6-230-D-L	Lighting Subassembly 230v	PL10367	Basket Subassembly Size 2
PL10290-B1-120-D-L	Lighting Subassy Internal Size 1	PL10312-14-S	HBA Pole Subassembly
PL10290-B2-230-D-L	Lighting Subassy Internal Size 2	PL10547A	Coupling Internal Electrical -B
PL10299-6.5	Bearing Support L-807 Size 1	PL10299-8.5	Bearing Support L-807 Size 2
PL10299-9.5	Bearing Support L-806 Size 1	PL10319-S	Bearing Subassembly, Spare
PL10298A	Adapter L-806 (orange)	PL10298A-MT	Adapter L-806 (marine treatment)
PL10300	Breakable Coupling L-806 (orange)	PL10300-MT	Breakable Coupling L-806 MT
PL10412A	Floor Flange L-806 (orange)	PL10412A-MT	Floor Flange L-806 MT
PL10932	Machined Adapter option -G	PL10932-MT	Machined Adapter option -G-MT

POWER CONSUMPTION

	WATTS		WATTS	
PWC-8061L-1-ON-FF-D-L	43	120V	PWC-8071L-1-ON-FF-D-L	43 120V
PWC-8061L-2-ON-FF-D-L	47	230V	PWC-8071L-2-ON-FF-D-L	47 230V
PWC-8061L-1-ON-FF-B-D-L	17	120V	PWC-8071L-1-ON-FF-B-D-L	17 120V
PWC-8061L-2-ON-FF-B-D-L	18	230V	PWC-8071L-2-ON-FF-B-D-L	18 230V
PWC-8061L-1-ON-FF-C-D-L	43	120V	PWC-8071L-1-ON-FF-C-D-L	43 120V
PWC-8061L-2-ON-FF-C-D-L	47	230V	PWC-8071L-2-ON-FF-C-D-L	47 230V
	Amps		WATTS	
PWC-8061L-4-ON-FF-D-L	1.15	24V DC	PWC-8072L-1-ON-FF-D-L	43 120V
PWC-8071L-4-ON-FF-D-L	1.15	24V DC	PWC-8072L-2-ON-FF-D-L	47 230V
PWC-8061L-4-ON-FF-B-D-L	0.82	24V DC	PWC-8072L-1-ON-FF-B-D-L	17 120V
PWC-8071L-4-ON-FF-B-D-L	0.82	24V DC	PWC-8072L-2-ON-FF-B-D-L	18 230V
PWC-8061L-4-ON-FF-C-D-L	1.65	24V DC	PWC-8072L-1-ON-FF-C-D-L	43 120V
PWC-8071L-4-ON-FF-C-D-L	1.65	24V DC	PWC-8072L-2-ON-FF-C-D-L	47 230V



**POINT
LIGHTING**
CORPORATION

**POINT WIND CONE
PWC LED
HELIPORT WIND CONES**

PACKING & SHIPPING INFORMATION

PWC-8061L-FF	Carton 1: 118 x 8 x 8 inches, 30 pounds – Bearing Assembly Carton 2: 19 x 19 x 9 inches, 30 pounds – Lighting Kit & Windssock
Option –SM	Carton 3: 25 x 13 x 7 inches, 30 pounds – SM option
PWC-8071L-HBA (domestic)	Carton 1: 80 x 8 x 8 inches, 40 pounds – Bearing Assembly & Anchor Bolts Carton 2: 175 x 15 x 13 inches, 70 pounds – Pole Carton 3: 19 x 19 x 9 inches, 30 pounds – Lighting Kit & Windssock
PWC-8071L-HBA (export crated)	Crate 1: 180 x 15 x 13 inches, 170 pounds – Bearing Assy, Anchor Bolts & Pole Carton 1: 19 x 19 x 9 inches, 30 pounds – Lighting Kit & Windssock
PWC-8072L-HBA (domestic)	Carton 1: 80 x 8 x 8 inches, 40 pounds – Bearing Assembly & Anchor Bolts Carton 2: 175 x 15 x 13 inches, 70 pounds – Pole Carton 3: 38 x 38 x 9 inches, 50 pounds – Lighting Kit & Windssock
PWC-8072L-HBA (export crated)	Crate 1: 180 x 15 x 13 inches, 170 pounds – Bearing Assy, Anchor Bolts & Pole Carton 1: 38 x 38 x 9 inches, 50 pounds – Lighting Kit & Windssock
PWC-8061L-LIR (domestic)	Pallet 1: 40 x 48 x 35 inches, 195 pounds – Lighting, Anchor Bolts, Parts Carton 1: 140 x 8 x 8 inches, 39 pounds – Pole Carton 2: 66 x 8 x 8 inches, 27 pounds – Bearing Assembly
PWC-8061L-LIR (export crated)	Pallet 1: 40 x 48 x 35 inches, 195 pounds – Lighting, Anchor Bolts, Parts Carton 1: 150 x 13 x 15 inches, 116 pounds – Pole & Bearing Assembly
PWC-8071L-HSP (domestic)	Crate 1: 180 x 15 x 13 inches, 320 pounds – Bearing Assy, Anchor Bolts & Pole Carton 1: 19 x 19 x 9 inches, 30 pounds – Lighting Kit & Windssock
PWC-8071L-WM	Carton 1: 122 x 8 x 8 inches, 15 pounds - Pole Carton 2: 19 x 19 x 9 inches, 30 pounds - Lighting Carton 3: 19 x 19 x 9 inches, 35 pounds - -Wall Brackets Carton 4: 118 x 8 x 8 inches, 30 pounds – Bearing Assembly



POINT LIGHTING CORPORATION

Mail: P.O. Box 686, Simsbury, CT 06070
Tel 01 860.243.0600
email: Info@PointLighting.com

Plant: West Dudley Town Rd, Bloomfield, CT
USA
Fax 01 860.243.0665
website: www.PointLighting.com